

Royal Education Society's

(Govt. of Maharashtra approved, affiliated to S.R.T. Maharashtra University, Nanded and included under Section 7(D) and 12(B) of U.G.C. Act 1926)



COLLEGE OF COMPUTER SCIENCE AND INFORMATION TECHNOLOGY(COCSIT), LATUR

संगणकशास्त्र व माहितीतंत्रज्ञान महाविद्यालय(कॉक्सिट), लातूर.


Ambajogai Road, LATUR-413531 (Maharashtra)

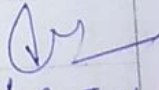


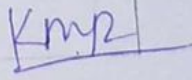
Ph.: 02382-229191, Fax : 02382-228646, Website : www.cocsit.org.in, E-mail : cocsit365@rediffmail.com

Date: 06/03/2015

NOTICE

All UG F.Y students of Computer Science, Computer Application and Biotechnology Departments are informed that the **Remedial Theory Classes** will be start from 09/03/2015 to 31/03/ 2015. Student should be present to these classes. Time table is attached herewith.

  
Principal  
Principal  
College of Computer Science  
& Information Technology  
Ambajogai Road, LATUR

Sr. No.	Hall No.	Class	Lecturer Name	Sign
1	106	B.Sc(CS) FY	V.V. Bhosle	
2	107	B.Sc(SE) FY	K.R. Sadhar	
3	109	BCAFY	L.R. Hawale	
4	210	B.Sc(BT) FY	K.p. makmekar	

**Royal Education Society's**  
**Royal Education Society's**

College of Computer Science and Information Technology, Latur

**UG Remedial Theory Time Table Winter- 2014 - 2015**

DEPT	Class/ Hall	08:00AM TO 08:45AM	08:45AM TO 09:30AM	09:30AM TO 10:15AM	10:15 TO 10:30	10:30AM TO 11:15AM	11:15AM TO 12:00PM
COMP	BSc(CS)FY 101	FIT (VMM)	C Skills-I ( GBP )	Prog in C (VVB)	B	DBMS (VDP)	Web SSS
	BSc(SE)FY 111	STAT ( SRM )	COMMSK ( KRJ )	OS (AAP)		Prog in C (VVB)	DE LRH
COMPUTER A	BCAFY 115	CS (KRJ)	Office (MAG)	DE (LRH)	B	FC ( VMM )	DOS VDP
	B.Sc(BT) FY 210	Intro to BT (KPM)	Basic Biosci (VNP)	Biomolu. (KSG)	R	Funda.of Chem (GTM)	

Time Table Incharge

Staff List

Principal  
College of Computer Science  
& Information Technology  
W. bajogai Road, LATUR

AMS	A.M.Saudagar	VVB	BHOSLE
KRJ	K R Jadhav	AAP	A. A. PAWALE
SSS	S S Shaikh	JRK	J.R. KAWALE
SRM	S.R.Mane		
VDP	V.D.Patil		
VMM	V.M.Motegaonkar		
GBP	GANESH PAWAR		
LRH	L.R.Hawale		
KPM	K Maknikar		
IAP	I Patil		
KSG	K.S. Gomare		
GTM	G.T.Momin		





# COCSIT

Remedial Attendance  
2014 - 2015

Semester I / II / III / IV

Name of Lecturer : Mr. K. R. Jadhav


Department : Computer Application

Class and Division : BCA FY Semester : I

Subject : Communication Skills in English - I

## TIME TABLE

Day/Time	Theory				Practical			
	8:00am to 8:45am				8:00 To 10:15	10:30 To 12:45	1:00 To 3:15	3:30 To 5:45
Monday	CS							
Tuesday	CS							
Wednesday	CS							
Thursday	CS							
Friday	CS							
Saturday	CS							
Sunday								

  
Principal


Principal  
College of Computer Science  
& Information Technology  
Ambajogai Road, LATUR



ATTENDANCE Month

March

Sign.



Roll No.	Name of Student	9	10	11	12	13	14	16	17	18
		1	2	3	4	5	6	7	8	9
1	ACHARYA DIPALI NARASING	1	A	A	2	A	A	3	A	A
2	BHATANE JAYESH ACHUTRAO	A	1	A	A	2	3	A	A	A
3	BHOSALE AMRUTA ANIL	A	A	A	A	A	A	A	A	A
4	CHOUGHULE MEGHARAJ RAJENDRA	1	A	2	3	A	4	A	5	6
5	EKUNDE PRITAM BALAJI	A	1	A	2	3	A	4	5	A
6	GODE VISHAL NARSINGRAO	A	1	A	A	2	A	3	A	4
7	JADHAV LAXMAN RAOSAHEB	1	A	2	3	A	4	A	5	6
8	MANE AMOL CHANDRAKANT	A	A	A	A	A	A	A	A	A
9	PHAPAL ADITYA PARMESHWAR	1	A	2	A	3	A	4	5	A 6
10	SAYYED ZAMIR NASIR AHMAD	A	1	A	2	A	3	A	4	5
11	SHAIKH MAHMAD SALIK ZAKEERHUSEN	A	1	A	2	A	3	A	4	A
12	SHINDE GANESH LALASAHEB	1	A	2	A	3	A	4	5	A
13	SHINDE MANOJ HANMANT	A	1	A	2	A	3	4	A	5
14	SHINDE SUVARNA BALIRAM	1	A	2	3	4	A	5	6	7
15	SOMVASE YOGESH MAHADEV	A	1	A	2	A	3	A	A	4
16	SONKAMBLE PRIYA SHAHAJI	1	A	2	A	3	A	4	5	6
17	TEKALE NAGNATH RAGHUNATH	A	1	2	A	3	4	A	5	6
18	THORAT NIKHIL DAJI	1	2	A	3	4	A	5	6	A



Royal Education Society's

COLLEGE OF COMPUTER SCIENCE AND INFORMATION TECHNOLOGY, LATUR.

ATTENDANCE Month March

Sign. [Signature]

Roll No.	19	20	21	23	24	25	26	27	28	30	31																					Total Attendance	% Attendance	
	A	4	A	A	5	A	A	A	6	A	A																				6	30%		
	A	4	A	5	A	6	A	A	7	A	A																				7	35%		
	A	A	11	A	A	A	A	A	A	A	A																				1	5%		
	A	7	8	A	9	10	A	11	12	13	A																				13	65%		
	6	7	A	8	9	10	11	A	12	13	14																				14	70%		
	A	5	A	6	A	7	A	8	9	A	A																				9	45%		
	7	A	8	9	10	11	A	12	13	14	15																					15	75%	
	A	1	A	A	A	A	A	A	A	A	A																				1	5%		
	6	A	7	8	9	A	10	11	12	13	14																					14	70%	
	A	6	7	A	8	9	A	10	A	11	12																					12	60%	
	A	A	5	A	6	A	A	7	8	A	A																					8	40%	
	6	A	7	8	A	9	10	A	11	12	13																					13	65%	
	6	7	A	8	A	9	A	10	11	12	13																					13	65%	
	6	7	A	8	A	9	A	10	11	12	13																					18	90%	
	8	9	10	11	12	13	14	15	16	17	18																					10	50%	
	A	A	5	A	6	A	7	8	9	10	A																					16	80%	
	7	8	9	A	10	11	12	13	14	15	16																					17	85%	
	7	8	9	10	11	12	13	14	15	16	17																					15	75%	
	7	A	8	9	10	A	11	12	13	14	15																							





# COCSIT

Remedial Attendance  
2014 - 2015

Semester I / II / III / IV

Name of Lecturer : Ms. K. R. Jadhav


Department : Software Engineering

Class and Division : B.Sc. SE FY Semester : I

Subject : Communication Skills - I

## TIME TABLE

Day/Time	Theory				Practical			
	8:45 am to 9:30 am				8:00 To 10:15	10:30 To 12:45	1:00 To 3:15	3:30 To 5:45
Monday	CS-I							
Tuesday	CS-I							
Wednesday	CS-I							
Thursday	CS-I							
Friday	CS-I							
Saturday	CS-I							
Sunday								

  
Principal  
College of Computer Science  
& Information Technology  
Ambajogai Road, LATUR



ATTENDANCE Month March 2015 Sign. [Signature]

Roll No.	Name of Student	9	10	11	12	13	14	16	17	18	Roll No.
		1	2	3	4	5	6	7	8	9	
1	AGASE PRIYANKA MALLIKARJUN	1	A	2	3	A	4	5	A	6	
2	ALGUDE VASANTI VISHWNATH	A	1	A	2	3	A	4	5	6	
3	ASOPA MADHAVI NARESH	1	A	2	A	3	4	A	5	6	
4	BAGWAN SEEMA MAHEMOOD	A	A	A	A	A	A	A	A	A	
5	BANGAR AMAR UMRAO	A	1	A	2	A	3	A	4	5	
6	BHISE BALAJI SAHEBRAO	1	A	2	A	3	A	4	5	6	
7	BHOSALE SOMESHWAR NILKANTHRAO	A	1	2	A	3	4	A	5	6	
8	BIRADAR RUSHIKESH RAM	A	1	A	2	A	3	4	5	6	
9	CHAKURE VIKAS NILKANTH	1	A	2	A	3	A	4	A	5	
10	DARAK KRISHNA BALAPRASAD	A	A	A	A	A	A	A	A	A	
11	EKAMBE RAVINDRA DHANRAJ	A	1	A	2	A	3	A	4	A	
12	GADADE SHITAL CHANDRAKANT	1	A	2	A	3	A	4	5	6	
13	GHOHARE AJINKYA DIPAK	A	A	A	A	1	A	A	A	A	
14	GHOLAP ABHIJEET ANAND	1	A	2	A	3	4	5	6	A	
15	HOGALE SUNIL GOROBA	A	1	A	2	A	3	A	4	5	
16	JADHAV AMIT SATISH	1	A	2	A	3	A	4	A	5	
17	JADHAV RAJNANDINI RAMRAO	A	1	A	2	3	A	4	5	6	
18	JAGTAP VIVEK MAHADEV	1	A	2	A	3	4	5	6	7	
19	KALME AVINASH SHRINIVAS	1	2	A	3	4	A	5	6	7	
20	KAMBLE ROHINI DHANRAJ	A	A	1	A	2	3	A	4	5	
21	KOLI LAKHAN DADASAHEB	A	A	A	A	1	A	A	A	A	
22	KORE OMKAR BHASKAR	1	2	A	3	4	5	6	7	8	
23	KUKAR AKSHAY BALAJI	A	A	A	1	2	3	A	4	A	
24	LOMTE DNYANESHWAR BHALCHANDRA	A	A	A	A	A	A	A	A	A	
25	PATIL TUSHAR SANJAY	1	A	2	A	3	A	4	A	5	
26	SHAIKH SAMIR AKTAR	A	1	A	2	A	3	A	A	A	
27	SHINGARE DHANRAJ SHIVAJI	A	1	A	2	A	A	3	A	4	
28	SIRSATH PUJA MADHAV	1	A	2	3	A	4	5	6	A	
29	UPPARWAD AMOL PRALHAD	A	1	A	2	A	3	A	4	5	
30	WAGALGAVE RAHUL MAROTI	1	A	2	A	3	A	4	5	6	
31	YENGE RAHUL HARISHCHANDRA	1	A	2	3	A	4	A	5	6	



Royal Education Society's  
COLLEGE OF COMPUTER SCIENCE AND INFORMATION TECHNOLOGY, LATUR.

ATTENDANCE Month march 2015 Sign. [Signature]

Roll No.	19	20	21	23	24	25	26	27	28	30	31									Total Attendance	% Attendance								
	10	11	12	13	14	15	16	17	18	19	20	21	22	23	24	25	26	27	28										
	7	8	9	A	10	11	12	13	14	15	16																16	80%	
	A	7	8	9	A	10	A	11	12	13	A																	13	65%
	7	A	8	9	10	11	A	12	13	14	15																	15	75%
	A	A	A	A	A	A	A	A	A	A	A																	A	A
	A	6	7	A	8	A	9	10	A	A	A																	10	50%
	7	A	8	9	A	10	11	A	12	13	14																	14	70%
	7	8	9	10	11	12	13	14	15	16	17																	17	85%
	7	8	9	A	10	11	12	13	14	15	16																	16	80%
	6	A	7	8	9	10	11	A	12	13	14																	14	70%
	A	A	A	A	A	A	A	A	A	A	A																	A	A
	A	5	6	7	A	8	9	A	A	A	10																	16	80%
	7	8	A	9	10	A	11	12	13	14	A																	14	70%
	A	A	A	A	A	A	A	A	A	A	A																	1	5%
	7	8	9	A	10	11	A	12	13	A	A																	13	65%
	A	A	A	6	7	A	8	A	9	10	A																	10	50%
	A	7	8	A	9	A	10	A	A	11	A																	11	55%
	7	8	9	10	11	12	13	14	15	16	17																	17	85%
	8	A	9	10	A	A	11	12	A	A	A																	12	60%
	8	9	10	11	12	13	14	15	16	17	18																	18	90%
	A	6	A	A	7	A	8	9	A	10	A																	10	50%
	A	A	A	A	A	A	A	A	A	A	A																	1	5%
	9	10	11	12	13	14	15	16	17	18	19																	19	95%
	A	5	6	A	7	8	A	9	10	11	A																	11	55%
	A	1	A	A	A	A	A	A	A	A	A																	1	5%
	6	A	7	8	A	A	9	10	11	A	A																	11	55%
	4	A	5	A	6	A	A	7	8	A	9																	9	45%
	A	5	A	6	7	8	A	A	9	10	11																	11	85%
	7	8	9	10	11	12	13	14	15	16	17																	17	85%
	A	6	A	7	A	8	A	9	A	10	A																	10	50%
	7	A	8	9	A	10	11	A	12	13	14																	14	70%
	7	8	A	9	10	A	11	12	13	14	A																	14	70%





# COCSIT

Remedial Attendance  
2014 - 2015

Semester I / II / III / IV

Name of Lecturer : me. V. M. Patil

Department : Biotechnology

Class and Division : B.Sc. BT FY Semester : I

Subject : Basics of Biosciences

## TIME TABLE

Day/Time	Theory				Practical			
	8:45 am to 9:30 am				8:00 To 10:15	10:30 To 12:45	1:00 To 3:15	3:30 To 5:45
Monday	Basic Bio							
Tuesday	Basic Bio							
Wednesday	Basic Bio							
Thursday	Basic Bio							
Friday	Basic Bio							
Saturday	Basic Bio							
Sunday								

Principal  
Principal

College of Computer Science  
& Information Technology  
Ambajogai Road, LATUR



ATTENDANCE Month

March 2015

Sign. *Pooja*

Roll No.	Name of Student	9	10	11	12	13	14	16	17	18
		1	2	3	4	5	6	7	8	9
1	BHAMDARE AKSHAY PANDIT	1	2	A	3	A	A	A	A	A
2	BHADE POOJA PRAKASH	A	1	2	A	3	A	A	4	5
3	KARVANDE VAISHALI OMKAR	1	A	2	A	3	A	4	5	6
4	BIRADAR ATUL DAYANAND	1	A	2	A	3	A	4	A	5
5	DARADE SACHIN ANANDRAO	A	1	A	2	A	3	4	A	5
6	DHAGE SUJATA VINOD	1	A	2	A	3	A	4	5	6
7	DHAKANE VAIBHAVRAJ PADMAKAR	A	1	A	A	A	2	3	4	5
8	DHIMDHIME HARISH DILIP	A	A	A	A	A	1	A	2	A
9	GRAJE VISHAL VIJAYKUMAR	A	A	A	A	A	A	A	A	A
10	JADHAV LAHU SHUBHASH	A	1	A	2	A	A	A	A	A
11	JADHAV SACHIN SURAYKANT	1	A	2	A	3	A	4	A	5
12	JADHAVAR AJAY DHANAJIRAO	A	1	A	2	A	3	4	A	5
13	JELEWAD SHIVPRASAD KONDIBA	A	A	A	A	A	A	A	A	A
14	KANGULE NILESH RAMESH	1	A	2	A	3	4	A	5	6
15	KARAD SHWETA NARSING	A	A	A	A	A	A	A	A	A
16	KENDRE NAGNATH BAPURAO	1	A	2	A	3	A	4	A	5
17	KHATKE RAVINDRA BALASAHEB	A	1	A	2	A	3	A	4	5
18	KIRTE VIVEK VINAYAK	A	A	A	1	2	3	A	4	5
19	LOMATE SANGRAM SURESH	1	A	2	A	3	A	4	5	6
20	MANE BALAJI RAJENDRA	A	A	A	A	A	A	A	A	A
21	PINATE HEMA DILIP	1	2	3	A	4	A	A	5	6
22	SHENDRE SHUBHANGI SANJAYKUMAR	1	A	2	3	4	5	6	7	8
23	SHETKAR ASHWINI SURYAKANT	1	2	A	3	A	4	5	6	7
24	SHINDE ANUJA RAOSAHEB	A	A	A	1	2	3	A	A	4
25	SHINDE PRIYANKA BALAJI	A	A	1	2	3	4	A	A	A
26	TELANG GANESH BALAJI	A	A	1	2	3	A	A	A	A
27	THAVARE ABHIJEET INDRAJEET	A	A	A	A	A	A	A	A	A
28	TIGALPALLE PRASHANT MADHAVRAO	1	A	2	A	3	A	4	A	5
29	UMBARE KOMAL MARUTI	A	1	2	A	A	3	4	A	5
30	YERTE DHIRAJ SOMNATH	1	A	2	A	3	A	4	A	A
31	WAGHMARE RUSHIKESH RAVINDRA	A	A	A	1	A	A	A	A	6
32	BHURE RAMESHWAR BALAJI	1	2	A	3	A	4	A	5	6

Roll No.



Royal Education Society's  
COLLEGE OF COMPUTER SCIENCE AND INFORMATION TECHNOLOGY, LATUR.

ATTENDANCE Month March 2015 Sign. [Signature]

Roll No.	19	20	21	22	23	24	25	26	27	28	29	30	31	21	22	23	24	25	26	27	28	Total Attendance	% Attendance	
	A	6	7	A	8	A	9	A	10	11	A												11	55%
	7	8	9	A	10	11	12	13	14	15	16												10	50%
	6	A	7	8	9	10	A	11	12	13	A												13	65%
	6	7	A	A	8	9	10	A	11	12	13												13	65%
	A	6	A	7	A	8	9	A	10	11	A												11	55%
	6	A	7	8	A	9	10	A	11	12	A												12	60%
	6	A	A	7	8	A	A	9	10	11	12												12	60%
	A	3	4	A	5	A	6	7	A	8	A												8	40%
	A	A	A	A	A	A	A	A	A	A	A												A	A
	5	A	6	7	A	A	8	9	10	11	A												11	55%
	A	6	7	8	9	10	A	11	12	A	A												12	60%
	A	6	7	8	A	9	10	11	12	13	A												13	65%
	A	A	1	2	3	4	A	A	A	A	A												4	20%
	A	7	8	A	9	10	A	11	12	13	A												13	65%
	A	1	A	A	A	A	A	A	A	A	A												1	5%
	6	A	7	8	A	9	10	A	11	12	13												13	65%
	A	6	7	A	A	8	A	9	10	11	A												11	55%
	A	6	7	A	A	8	9	A	A	A	A												9	45%
	7	8	9	10	11	12	13	14	15	16	17												17	85%
	A	1	2	A	A	A	A	A	A	A	A												2	10%
	7	8	A	9	10	11	12	13	14	15	16												16	80%
	9	10	11	12	13	14	15	16	17	18	19												19	95%
	8	9	10	11	12	13	14	15	16	17	18												18	90%
	A	5	6	A	A	7	8	9	10	A	A												10	50%
	A	A	A	A	A	A	A	A	A	A	A												4	20%
	A	A	A	A	A	A	A	A	A	A	A												3	15%
	A	A	1	2	A	A	A	A	A	A	A												2	10%
	A	6	7	A	A	8	A	A	A	A	A												8	40%
	A	6	7	8	A	9	10	11	12	A	A												12	60%
	6	7	A	8	9	10	A	A	11	12	13												12	60%
	A	A	A	A	A	A	A	A	A	A	A												13	65%
	7	8	A	9	10	A	11	12	A	A	A												1	5%
																							12	60%













# COCSIT

Remedial Attendance  
2014 - 2015

Semester I / II / III / IV

Name of Lecturer : G. T. Momin

Department : Biotechnology

Class and Division : B.Sc. BT FY Semester : I

Subject : Fundamentals of Chemistry

## TIME TABLE

Day/Time	Theory				Practical			
			10:30 am to 11:45 am		8:00 To 10:15	10:30 To 12:45	1:00 To 3:15	3:30 To 5:45
Monday			chemistry					
Tuesday			chemistry					
Wednesday			chemistry					
Thursday			chemistry					
Friday			chemistry					
Saturday			chemistry					
Sunday								

Principal  
Principal  
College of Computer Science  
& Information Technology  
Ambajogai Road, LATUR



ATTENDANCE Month

march

Sign.

Mamir

Roll No.	Name of Student	9-3-15	10	11	12	13	14	16	17	18
		1	2	3	4	5	6	7	8	9
1	AMBAD MAYURI MOHANRAO	1	2	A	3	4	A	5	6	7
2	AWADE BHIMA KONDIRAM	A	1	2	A	3	4	A	5	6
3	BASTAPURE NEHA KAMLAKAR	1	A	2	3	A	4	5	6	7
4	BHAMDARE AKSHAY PANDIT	A	A	A	1	A	2	A	A	3
5	BHADE POOJA PRAKASH	1	A	2	3	A	4	5	A	6
6	BHUJBAL PAYAL VIKAS	A	1	2	A	3	4	A	5	6
7	KARVANDE VAISHALI OMKAR	1	A	2	A	3	A	4	5	6
8	BIRADAR ATUL DAYANAND	1	2	A	3	4	5	6	7	8
9	DARADE SACHIN ANANDRAO	A	A	A	A	A	A	1	A	2
10	DHAGE SUJATA VINOD	1	A	2	A	3	A	4	5	6
11	DHAKANE VAIBHAVRAJ PADMAKAR	A	1	A	2	A	3	A	4	5
12	DHIMDHIME HARISH DILIP	A	1	2	A	3	4	A	5	6
13	FAROOQUI AHMEDIBEGUM SHIRJAHMAD	1	A	2	3	A	4	5	6	7
14	GRAJE VISHAL VIJAYKUMAR	A	A	1	A	A	A	A	A	A
15	GHOBALE PREMSAGAR PRAKASH	1	A	2	A	A	3	A	4	5
16	GHODAKE AMOL KASHINATH	A	1	A	2	A	3	A	4	5
17	JADHAV SACHIN SURAYKANT	1	A	2	A	3	A	4	5	6
18	JADHAVAR AJAY DHANAJIRAO	A	1	A	2	A	3	A	4	A
19	JELEWAD SHIVPRASAD KONDIBA	A	A	A	A	1	A	A	A	A
20	KANGULE NILESH RAMESH	A	A	1	A	A	A	2	A	A
21	KARAD SHWETA NARSING	A	A	A	A	A	A	1	A	A
22	KATTE SHUBHAM SUDHAKAR	A	1	2	A	3	A	4	5	6
23	KIRTE VIVEK VINAYAK	A	1	A	2	A	3	A	4	5
24	LOMATE SANGRAM SURESH	1	A	2	3	A	4	5	A	6
25	NADARGE DEEPAK RAJKUMAR	A	A	A	A	A	A	A	A	A
26	PINATE HEMA DILIP	1	A	2	3	A	4	5	6	7
27	SHENDRE SHUBHANGI SANJAYKUMAR	A	2	3	4	5	6	7	8	9
28	SHINDE ANUJA RAOSAHEB	1	2	3	A	4	5	6	7	8
29	SHINDE PRIYANKA BALAJI	1	A	2	3	A	4	5	A	6
30	THAVARE ABHIJEET INDRAJEET	A	A	A	A	A	A	A	A	A
31	TIGALPALLE PRASHANT MADHAVRAO	1	A	2	A	A	3	A	4	5
32	YERTE DHIRAJ SOMNATH	A	1	A	2	A	3	A	4	5



Royal Education Society's  
COLLEGE OF COMPUTER SCIENCE AND INFORMATION TECHNOLOGY, LATUR.

ATTENDANCE Month

maech

Sign.

*Mamini*

Roll No.	19	20	21	22	23	24	25	26	27	28	29	30	31	Total Attendance	% Attendance						
	10	11	12	13	14	15	16	17	18	19	20	21	22	23	24	25	26	27	28	17	85%
	8	9	10	11	12	A	13	14	15	16	17									15	75%
	7	A	8	9	10	11	12	13	A	14	15									17	85%
	8	9	10	11	A	12	13	14	15	16	17									10	50%
	A	4	A	5	A	6	7	8	A	9	10									17	75%
	7	8	9	10	11	12	13	14	15	16	17									15	75%
	7	A	8	9	10	A	11	12	13	14	15									13	65%
	7	A	8	9	A	10	11	12	13	A	A									19	95%
	9	10	11	12	13	14	15	16	17	18	19									6	30%
	A	3	A	4	A	5	A	6	A	A	A									13	65%
	7	A	8	9	A	10	11	12	A	13	A									12	60%
	A	6	7	A	8	9	A	10	11	12	A									14	70%
	7	A	8	9	10	11	A	12	13	14	A									18	90%
	8	9	10	11	12	13	14	15	16	17	18									1	5%
	A	A	A	A	A	A	A	A	A	A	A									13	65%
	A	6	7	8	9	A	10	11	12	13	A									15	75%
	6	7	8	A	9	10	11	12	13	14	15									14	70%
	A	7	8	9	10	A	11	12	13	14	A									12	60%
	5	A	6	7	A	8	9	10	11	12	A									1	5%
	A	A	A	A	A	A	A	A	A	A	A									2	10%
	A	A	A	A	A	A	A	A	A	A	A									1	5%
	A	A	A	A	A	A	A	A	A	A	A									16	80%
	7	8	9	10	A	11	12	13	14	15	16									12	60%
	A	6	7	8	A	9	A	10	11	12	A									16	80%
	7	8	9	A	10	11	12	13	14	15	16									1	5%
	A	1	A	A	A	A	A	A	A	A	A									15	75%
	8	9	A	10	11	12	13	A	14	15	A									20	100%
	10	11	12	13	14	15	16	17	18	19	20									19	95%
	9	10	11	12	13	14	15	16	17	18	19									14	70%
	7	8	A	A	9	10	11	12	13	A	14									3	15%
	A	A	A	1	2	A	A	A	A	A	3									11	55%
	A	6	A	7	A	8	9	A	A	10	11									11	55%
	6	A	7	A	8	A	9	10	A	11	A									11	55%













# COCSIT

Remedial Attendance  
2014 - 2015

Semester I / II / III / IV

Name of Lecturer : Mr. S. R. Mabe.

Department : Computer Science

Class and Division : B.Sc. SE FY Semester : I

Subject : Statistical Methods

## TIME TABLE

Day/Time	Theory				Practical			
	8:00 am to 8:45 am				8:00 To 10:15	10:30 To 12:45	1:00 To 3:15	3:30 To 5:45
Monday	stat							
Tuesday	stat							
Wednesday	stat							
Thursday	stat							
Friday	stat							
Saturday	stat							
Sunday								

  
Principal  
Principal

College of Computer Science  
& Information Technology  
Ambajogai Road, LATUR



ATTENDANCE Month March - 15 Sign. e

Roll No.	Name of Student	9	10	11	12	13	14	16	17	18
		1	2	3	4	5	6	7	8	9
1	BANGAR AMAR UMRAO	1	A	2	3	4	5	A	6	7
2	BHOSALE SOMESHWAR NILKANTHRAO	1	2	A	3	A	4	5	6	A
3	CHAKURE VIKAS NILKANTH	1	2	3	4	5	A	6	7	8
4	EKAMBE RAVINDRA DHANRAJ	A	1	2	3	4	5	A	6	7
5	GHOHARE AJINKYA DIPAK	A	A	1	A	2	A	A	A	3
6	GHOLAP ABHIJEET ANAND	1	2	A	3	A	4	5	6	A
7	GURAV NIKHIL KALIDAS	1	A	2	3	4	5	A	6	7
8	KAMBLE ROHINI DHANRAJ	1	2	3	A	4	A	5	6	7
9	KOLI LAKHAN DADASAHEB	A	1	A	2	A	3	A	A	4
10	KUKAR AKSHAY BALAJI	1	2	3	4	5	6	7	8	9
11	LOMTE DNYANESHWAR BHALCHANDRA	1	A	2	3	A	4	5	6	A
12	MUJAWAR NABEESAB BABU	1	2	A	3	4	5	A	6	7
13	PATIL TUSHAR SANJAY	1	A	2	3	4	A	5	6	7
14	PAWAR AKSHAY RANGNATHRAO	1	2	3	A	4	5	A	A	6
15	PAWAR SUPRIYA MADHAVRAO	A	1	A	2	3	A	4	5	6
16	SHAIKH SAMIR AKTAR	1	A	2	3	A	4	5	6	7
17	SHAIKH SAQIB MUKHTAR	1	2	A	3	4	A	5	6	A
18	SHINGARE DHANRAJ SHIVAJI	1	2	3	A	4	5	A	6	7
19	TAMBOLI SALIM BABUMIYA	1	A	2	3	4	5	6	A	7
20	UPPARWAD AMOL PRALHAD	A	1	A	A	2	A	3	A	4
21	WAGALGAVE RAHUL MAROTI	A	A	1	2	A	3	A	4	5



Royal Education Society's  
COLLEGE OF COMPUTER SCIENCE AND INFORMATION TECHNOLOGY, LATUR.

ATTENDANCE Month March-15 Sign. [Signature]

Roll No.	10	11	12	13	14	15	16	17	18	19	20	21	22	23	24	25	26	27	28	Total Attendance	% Attendance
1	A																			16	80%
2		A																		15	75%
3	8	A	9	10	11	12	A	13	14	15	16									19	95%
4	7	8	9	A	10	11	A	13	A	14	15									17	85%
5	9	10	11	12	B	M	15	16	A	18	19									7	35%
6	8	9	10	11	12	A	13	14	15	16	17									15	75%
7	A	4	A	A	A	5	A	6	A	7	A									17	85%
8	7	A	8	9	10	11	12	A	13	14	15									15	75%
9	8	9	10	11	A	12	13	14	15	16	17									11	55%
10	A	8	9	A	10	11	12	13	A	14	15									20	100%
11	5	A	A	6	7	A	A	8	9	10	11									16	80%
12	10	11	12	13	14	15	16	17	18	19	20									17	85%
13	7	8	9	A	10	11	12	13	14	15	16									16	80%
14	8	9	10	11	12	A	13	14	15	16	17									14	70%
15	8	A	9	10	11	12	13	14	A	15	16									16	80%
16	A	7	8	9	10	11	12	13	14	15	16									16	80%
17	8	9	A	10	11	12	13	A	14	15	16									15	75%
18	7	8	9	10	A	11	12	13	14	A	15									16	80%
19	A	8	9	10	11	12	A	13	14	15	16									18	90%
20	8	9	10	11	12	13	14	15	16	17	18									11	55%
21	A	5	A	6	7	8	A	9	A	10	11									14	70%
22	6	A	7	8	A	9	10	11	12	13	14										





# COCSIT

Remedial Attendance  
2014 - 2015

Semester I / II / III / IV

Name of Lecturer : Mr. G. P. Pawar


Department : Computer science

Class and Division : B.Sc. CS FY Semester : I

Subject : Communication Skills - I

## TIME TABLE

Day/Time	Theory				Practical			
	8:45 am to 9:30 am				8:00 To 10:15	10:30 To 12:45	1:00 To 3:15	3:30 To 5:45
Monday	CS-I							
Tuesday	CS-I							
Wednesday	CS-I							
Thursday	CS-I							
Friday	CS-I							
Saturday	CS-I							
Sunday								

  
Principal  
College of Computer Science  
& Information Technology  
Ambajogai Road, LATUR



ATTENDANCE Month March 2015 Sign. [Signature]

Roll No.	Name of Student	9	10	11	12	13	14	16	17	18
		1	2	3	4	5	6	7	8	9
1	BHISE SWAPANIL GAJENDRA	1	2	A	3	A	A	4	A	5
2	DADGE GOVIND DNYANOBA	A	1	A	2	A	3	4	A	5
3	DHANORKAR PRASAD NANDKISHOR	1	A	A	2	A	A	3	4	5
4	GAIKWAD VISHAL BABRUWAN	A	1	A	2	A	3	A	4	5
5	GODBOLE PRAVINKUMAR NAGNATH	A	1	A	2	A	3	A	4	5
6	GUND NILESH SUNIL	A	A	1	A	A	2	A	A	A
7	JADHAV AKASH MURLIDHAR	1	A	2	A	3	A	A	4	5
8	JAGDALE DINESHCHANDRA VASANTRAO	A	1	A	2	A	A	3	4	5
9	JAWALGE KRUSHNA DAYANAND	1	A	2	A	3	A	4	A	5
10	KALE AKASH PRABHAKAR	A	1	A	2	A	3	A	4	5
11	KHUME AKASH MALLINATH	A	1	2	A	A	3	4	5	6
12	LANDE NITIN SURESH	A	1	2	A	A	3	4	5	6
13	MAHALANKAR SHRIKANT BHASKAR	1	A	2	A	3	A	4	A	5
14	MOMIN ARSHIYA ABDULSAMI	1	A	2	A	3	4	5	6	7
15	PATHAN ARBAAZ SADIKKHAN	A	A	A	A	1	A	A	A	A
16	PATIL NEHA NITIN	1	A	A	A	2	3	4	5	6
17	PATIL SHUBHANGI MADHAV	A	A	A	1	2	A	A	3	A
18	PATIL VIJAY VISHWAJIT	A	A	1	A	2	A	3	A	4
19	PAWAR DNYANESHWAR TANAJI	A	A	1	A	2	A	3	A	4
20	PAWAR ESHWAR MADHAV	A	A	1	A	2	A	3	A	A
21	SANGOLE SHUBHAM SANJAY	1	A	2	A	3	A	4	5	6
22	SARWADE AMOL DHANANJAY	1	A	2	A	3	4	A	5	6
23	SAWASE SHAMRAO GOKUL	A	A	1	2	A	3	A	4	5
24	SHAIKH ZUBIYA SAJAN	1	2	3	A	4	A	5	6	A
25	SHERKHANE KIRAN RAJESH	A	A	1	2	A	3	A	4	5
26	SHINDE AKASH KHANDERAO	A	A	1	2	A	A	A	A	A
27	SHINDE SAURABH BANKATRAO	A	A	1	A	A	2	A	A	3
28	SONNE PRAVIN DATTATRAY	A	1	A	2	A	3	A	4	5
29	SUDE DNYANESHWAR SHESHERAO	A	1	2	A	A	A	A	A	A
30	SURYAWANSHI SHUBHAM PRADEEP	1	A	2	A	3	A	4	A	5
31	SWAMI ABHIJEET DAYANAND	A	A	A	A	A	A	A	A	A
32	SWAMI SHUBHAM YUVRAJ	1	A	2	A	3	A	4	A	5



Royal Education Society's  
**COLLEGE OF COMPUTER SCIENCE AND INFORMATION TECHNOLOGY, LATUR.**

ATTENDANCE Month March 2015 Sign. [Signature]

Roll No.	19	20	21	23	24	25	26	27	28	30	31								Total Attendance	% Attendance	
	10	11	12	13	14	15	16	17	18	19	20	21	22	23	24	25	26	27	28		
	6	A	7	8	A	A	9	10	11	12	A									12	60%
	6	7	8	9	10	11	12	13	14	15	16									16	80%
	6	7	A	8	9	10	A	A	11	12	A									12	60%
	6	7	A	8	9	A	10	11	12	13	14									14	70%
	6	7	A	8	9	A	10	11	12	13	14									14	70%
	A	3	A	4	A	A	A	5	A	A	A									5	25%
	A	6	A	7	A	A	A	A	A	A	A									7	35%
	6	A	7	A	A	8	9	10	11	12	13									13	65%
	6	A	7	8	9	A	10	11	12	13	A									13	65%
	6	7	A	8	9	10	A	11	A	12	13									13	65%
	7	A	8	9	A	10	11	12	13	14	A									14	70%
	7	A	8	9	A	10	11	12	13	14	A									14	70%
	6	7	A	8	9	A	10	11	A	12	13									13	65%
	8	9	10	11	12	13	14	15	16	17	18									18	90%
	A	A	A	A	A	A	A	A	A	A	A									1	5%
	7	8	9	10	11	12	13	14	15	16	17									17	85%
	A	4	A	A	5	A	6	A	A	A	A									6	30%
	5	A	A	6	7	8	9	A	A	10	A									10	50%
	5	A	A	6	7	8	9	A	A	10	A									10	50%
	A	A	A	A	A	A	A	A	A	A	A									3	15%
	7	8	A	9	10	A	11	A	12	13	14									14	70%
	7	8	A	9	10	11	12	13	14	15	16									16	80%
	A	A	A	A	6	7	8	9	10	11	A									11	55%
	7	8	9	10	11	12	13	14	15	16	17									17	85%
	6	A	A	A	7	8	9	10	11	A	A									11	55%
	A	A	A	A	A	A	A	A	A	A	A									2	10%
	A	4	A	5	A	A	A	A	A	A	A									5	25%
	6	A	7	8	A	9	10	A	11	12	13									13	65%
	A	A	A	A	A	A	A	A	A	A	A									2	10%
	6	A	7	8	A	9	10	A	A	11	12									12	60%
	A	A	A	A	A	A	A	A	A	A	A									A	A
	6	A	7	A	8	9	A	10	11	12	A									12	60%



Royal Education Society's  
COLLEGE OF COMPUTER SCIENCE AND INFORMATION TECHNOLOGY, LATUR.

ATTENDANCE Month march 2015 Sign. [Signature]

Roll No.	Name of Student	9	10	11	12	13	14	15	16	17	18	19
		1	2	3	4	5	6	7	8	9	10	11
33	TAVRE RUPES RAJENDRA	1	A	2	A	3	A	4	5	6		
34	TOMPE VEVEKANAND DAYANAND	A	A	A	1	A	2	3	A	4		
35	WAGHMARE NILESH SHESHRAO	1	2	A	3	4	5	6	7	8		
36	WAGHMARE YUGANDHARA PANDURANG	1	A	2	3	A	4	A	5	6		
37	YEME SUDARSHAN SOPANRAO	A	A	A	1	2	3	4	5	6		



Royal Education Society's  
COLLEGE OF COMPUTER SCIENCE AND INFORMATION TECHNOLOGY, LATUR.

ATTENDANCE Month March 2015 Sign. [Signature]

Roll No.	10	11	12	13	14	15	16	17	18	19	20	21	22	23	24	25	26	27	28	Total Attendance	% Attendance
7	A	A	8	9	10	A	11	A	12	13										13	65%
5	A	6	7	8	A	9	10	11	12	13										13	65%
9	10	11	12	13	14	15	16	17	18	19										19	95%
7	8	A	9	10	11	12	13	14	15	16										16	80%
7	A	A	A	A	A	A	A	A	A	A										7	35%





# COCSIT

Remedial Attendance  
2014 - 2015

Semester I / II / III / IV

Name of Lecturer : V. M. Motegavkar

Department : Computer Applications

Class and Division : BCA FY Semester : I

Subject : Fundamentals of Computers

## TIME TABLE

Day/Time	Theory				Practical			
				10:30am to 11:15am	8:00 To 10:15	10:30 To 12:45	1:00 To 3:15	3:30 To 5:45
Monday				FC				
Tuesday				FC				
Wednesday				FC				
Thursday				FC				
Friday				FC				
Saturday				FC				
Sunday				§				

**Principal**

College of Computer Science  
& Information Technology  
Ambajogai Road, LATUR



ATTENDANCE Month \_\_\_\_\_

Sign. *[Signature]*

Roll No.	Name of Student	9-3-15	10-3-15	11-3-15	12-3-15	13-3-15	14-3-15	15-3-15	16-3-15	17-3-15
		1	2	3	4	5	6	7	8	9
1	ACHARYA DIPALI NARASING	1	2	A	3	4	5	6	7	8
2	ALTE DHAMMAPAL ASHOK	1	2	3	4	5	A	6	7	8
3	ATTAR ASEF JAMIR	1	2	3	4	5	6	7	8	9
4	BADADE RAJESH BALAJI	A	A	1	2	A	A	3	4	5
5	BHATANE JAYESH ACHUTRAO	1	2	3	A	4	A	A	5	6
6	BHOSALE AMRUTA ANIL	A	1	2	A	B	4	A	5	6
7	BHOSALE NIKITA PANDIT	1	2	3	4	5	6	7	8	9
8	BIRAJDAR RAVISHANKAR PANCHAPPA	A	A	A	A	A	A	A	A	A
9	BUDDE KRISHNA RAMRAO	1	2	3	4	5	6	7	8	9
10	CHOUDHARI DNYANESHWAR NAMDEV	1	2	3	4	5	6	7	A	8
11	CHOUGHULE MEGHARAJ RAJENDRA	1	2	3	A	4	5	6	7	8
12	DESHMUKH RUPALI CHANDRAKANT	1	A	2	3	A	4	5	6	7
13	DESHPANDE AISHWARYA KISHOR	1	2	3	4	5	6	7	8	9
14	DHAWARE GANESH DEVIDAS	1	A	A	2	3	A	4	A	5
15	DONGRE SHRUTI PANDITRAO	1	2	3	4	5	6	7	8	9
16	FAQIR IRFAN SHOUKATSAHEB	A	1	2	A	3	4	5	6	7
17	GAJAKOSH GANESH BALAJI	1	A	2	3	4	5	6	7	A
18	GODE VISHAL NARSINGRAO	A	A	1	2	3	4	A	5	A
19	JADHAV LAXMAN RAOSAHEB	1	A	2	3	4	5	6	A	7
20	KAMBLE DHARMENDRA SOPAN	1	2	3	4	5	6	7	8	9
21	LAVATE SAGAR BABASAHEB	A	A	1	2	3	A	4	5	6
22	MAHANUR BABLU BHARAT	1	2	3	A	4	5	6	7	8
23	MANDHANE RAMANKUMAR OMPRAKASHJI	A	A	A	A	A	A	A	A	A
24	MANE AMOL CHANDRAKANT	1	2	3	A	4	A	5	A	A
25	MANE DNYANESHWAR MAHADEV	1	2	3	4	5	6	7	8	9
26	MASKE ASHWINI RAJENDRA	A	1	2	3	4	5	6	7	8
27	MORE PRANITA BALAJI	1	2	3	4	5	6	7	8	9
28	MUNDHE PRASHANT NIVRATI	1	A	2	3	A	4	5	6	7
29	PATHAN ALIM AJIM	1	2	A	A	3	A	A	4	5
30	PATIL SNEHAL VIJAYKUMAR	1	2	3	4	5	6	7	8	9
31	PAWAR DIPALI DATTATRAYA	1	2	3	A	4	5	6	7	8
32	PHAPAL ADITYA PARMESHWAR	1	2	A	3	A	5	6	7	8



Royal Education Society's

COLLEGE OF COMPUTER SCIENCE AND INFORMATION TECHNOLOGY, LATUR.

ATTENDANCE Month \_\_\_\_\_

Sign. \_\_\_\_\_

*[Signature]*

Roll No.	Month																			Total Attendance	% Attendance
	10	11	12	13	14	15	16	17	18	19	20	21	22	23	24	25	26	27	28		
1	9	A	10	A	11	A	12	B	14	15	16									16	80
2	9	10	11	12	A	13	A	A	14	15	16									16	80
3	10	11	12	13	14	15	16	17	18	19	20									20	100
4	6	7	8	A	9	A	A	10	11	A	A									11	55
5	7	A	8	9	10	A	11	A	12	B	A									13	65
6	7	8	9	A	10	A	11	A	12	A	13									13	65
7	10	11	12	B	14	15	16	17	18	19	20									20	100
8	A	A	A	A	A	A	A	A	A	A	A									0	0
9	10	11	12	13	14	15	16	17	18	19	20									20	100
10	9	A	10	11	12	13	14	15	16	17	18									18	90
11	A	9	10	11	12	13	14	A	15	16	17									17	85
12	8	9	10	11	12	13	14	15	16	17	18									18	90
13	10	11	12	13	14	15	16	17	18	19	20									20	100
14	6	7	A	8	9	10	11	12	13	14	15									15	75
15	10	11	12	13	14	15	16	17	18	19	20									20	100
16	8	9	10	11	12	13	14	15	16	17	18									18	90
17	8	9	A	10	11	12	13	14	15	16	A									16	80
18	A	6	A	A	7	8	A	9	10	11	12									12	60
19	8	9	A	10	11	A	A	12	13	A	14									14	70
20	10	11	12	13	14	15	16	17	18	19	20									20	100
21	A	7	8	A	9	10	A	A	11	12	13									13	65
22	9	10	11	12	A	13	14	15	A	17	18									18	90
23	A	A	A	A	A	A	A	A	A	A	A									0	0
24	6	A	7	8	9	10	11	A	12	13	14									14	70
25	A	10	11	12	13	14	15	A	16	17	18									18	90
26	9	10	11	12	13	14	15	16	17	18	19									19	95
27	10	11	12	B	14	15	16	17	18	19	20									20	100
28	8	9	10	11	12	13	14	15	16	A	17									17	85
29	6	7	8	9	10	A	11	12	13	14	15									15	75
30	10	11	12	13	14	15	16	17	18	19	20									20	100
31	9	10	11	12	13	14	15	16	17	18	19									19	95
32	9	10	11	12	13	14	15	A	16	17	18									18	90







Royal Education Society's

COLLEGE OF COMPUTER SCIENCE AND INFORMATION TECHNOLOGY, LATUR.

ATTENDANCE Month \_\_\_\_\_

Sign. \_\_\_\_\_



Roll No.	10	11	12	13	14	15	16	17	18	19	20	21	22	23	24	25	26	27	28	Total Attendance	% Attendance
33	10	11	12	13	14	15	16	17	18	19	20									20	100
34	6	7	A	8	9	10	11	12	13	14	A									14	70
35	A	10	11	12	13	14	15	16	17	18	19									19	95
36	8	9	10	11	12	13	14	15	16	17	18									18	90
37	9	10	11	12	13	14	15	16	17	18	19									19	95
38	10	11	12	13	14	15	16	17	18	19	20									20	100
39	6	7	8	9	10	11	12	A	A	B	14									14	70





# COCSIT

Remedial Attendance  
2014 - 2015

Semester I / II / III / IV

Name of Lecturer : me. k. p. maknikae


Department : Biotechnology

Class and Division : B.Sc. BT FY Semester : I

Subject : Introduction to Biotechnology

## TIME TABLE

Day/Time	Theory				Practical			
	8:00 am to 8:45 am				8:00 To 10:15	10:30 To 12:45	1:00 To 3:15	3:30 To 5:45
Monday	Intro to Bio							
Tuesday	Intro to Bio							
Wednesday	Intro to Bio							
Thursday	Intro to Bio							
Friday	Intro to Bio							
Saturday	Intro to Bio							
Sunday								

  
Principal  
College of Computer Science  
& Information Technology  
Ambajogai Road, LATUR



ATTENDANCE Month March 15 Sign. [Signature]

Roll No.	Name of Student	9	10	11	12	13	14	16	17	18
		1	2	3	4	5	6	7	8	9
1	BHAMDARE AKSHAY PANDIT	1	A	A	2	3	A	4	5	A
2	KARVANDE VAISHALI OMKAR	A	1	2	A	A	3	4	A	5
3	DHAGE SUJATA VINOD	1	A	2	3	4	A	5	6	A
4	DHIMDHIME HARISH DILIP	A	1	A	2	A	3	4	A	5
5	GRAJE VISHAL VIJAYKUMAR	1	A	2	A	A	3	A	A	A
6	JADHAV LAHU SHUBHASH	A	1	A	A	2	A	3	4	5
7	JADHAV SACHIN SURAYKANT	1	A	2	3	A	4	A	5	A
8	JADHAVAR AJAY DHANAJIRAO	A	1	A	A	2	A	3	4	5
9	KANGULE NILESH RAMESH	1	A	2	3	A	4	5	6	A
10	KARAD SHWETA NARSING	A	1	A	A	2	3	A	A	4
11	KHATKE RAVINDRA BALASAHEB	A	A	1	2	A	A	3	4	5
12	KIRTE VIVEK VINAYAK	A	1	A	2	A	3	A	4	A
13	LOMATE SANGRAM SURESH	1	A	2	A	3	A	4	5	6
14	MANE BALAJI RAJENDRA	A	1	A	2	A	A	3	A	A
15	NADARGE DEEPAK RAJKUMAR	A	A	1	A	2	3	A	4	5
16	PINATE HEMA DILIP	A	1	2	3	A	4	5	6	7
17	SHINDE ANUJA RAOSAHEB	1	A	2	A	3	4	A	A	A
18	SHINDE PRIYANKA BALAJI	A	1	A	2	A	A	3	4	5
19	TELANG GANESH BALAJI	1	A	2	A	3	4	5	A	6
20	THAVARE ABHIJEET INDRAJEET	A	1	2	3	A	4	A	5	6
21	TIGALPALLE PRASHANT MADHAVRAO	1	2	A	3	4	5	6	7	A
22	YERTE DHIRAJ SOMNATH	1	A	2	A	3	A	A	4	A
23	WAGHMARE RUSHIKESH RAVINDRA	A	1	A	2	A	3	4	A	5
24	PARIHAR SUKESHANA MUKESH	1	A	2	3	4	5	6	7	8
25	BHURE RAMESHWAR BALAJI	A	1	2	A	3	4	A	5	6
26	KOLI ABHISHEK ACHAYUT	1	A	2	3	4	A	5	6	7



**Royal Education Society's**  
**COLLEGE OF COMPUTER SCIENCE AND INFORMATION TECHNOLOGY, LATUR.**

ATTENDANCE Month March - 15

Sign. 

Roll No.	19	20	21	22	23	24	25	26	27	28	29	30	31						Total Attendance	% Attendance																			
	10	11	12	13	14	15	16	17	18	19	20	21	22	23	24	25	26	27			28																		
	6	A	7	A	8	A	9	10	A	11	12																									12	60%		
	6	7	8	9	A	10	11	A	12	13	14																										14	70%	
	A	7	8	9	10	A	11	12	13	14	A																										14	70%	
	6	A	7	A	8	9	10	A	11	A	12																										12	60%	
	A	4	A	A	A	5	A	A	A	6	7																										7	35%	
	6	A	7	8	9	A	10	11	12	A	13																										13	65%	
	A	6	7	A	8	9	10	A	11	12	13																										13	65%	
	6	A	7	8	9	A	10	11	12	13	A																										13	65%	
	A	6	7	A	8	9	10	A	11	12	13																											13	65%
	6	A	7	8	9	A	10	11	12	13	A																											14	70%
	7	8	A	9	A	10	11	12	A	13	14																											12	60%
	A	5	6	A	7	8	9	A	10	11	12																											14	70%
	6	A	7	8	9	A	10	11	12	13	14																											13	65%
	5	6	A	A	7	8	9	10	11	12	13																											15	75%
	A	7	8	9	10	11	A	12	13	14	15																											11	55%
	4	5	A	6	A	7	8	9	10	A	11																											13	65%
	A	6	7	A	8	9	10	A	11	12	13																											17	85%
	8	9	A	10	11	12	13	14	15	16	17																											13	65%
	5	6	7	8	A	9	A	10	11	12	13																											12	60%
	A	6	A	7	8	A	9	10	11	A	12																											14	70%
	7	A	8	9	A	10	11	12	13	14	A																											14	70%
	A	7	8	A	9	10	11	A	12	13	14																											14	70%
	8	9	10	11	12	A	13	14	15	16	A																											16	80%
	A	5	A	A	A	6	A	7	A	8	9																											9	45%
	6	A	7	8	9	A	10	11	12	13	A																											13	65%
	9	10	11	A	12	13	14	15	16	17	18																											18	90%
	7	8	9	10	11	A	12	13	14	15	16																											16	80%
	A	8	9	10	11	12	13	A	14	15	16																											16	80%